

# HOSPITAL "MIGUEL SERVET" OF ZARAGOZA

## DEPARTMENT OF ORAL AND MAXILLOFACIAL SURGERY

HEAD OF THE DEPARTMENT

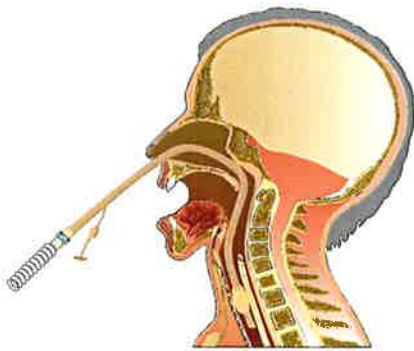
FRANCISCO HERNANDEZ ALTEMIR, M.D.

### "CONVERSION OF NASOTRACHEAL INTUBATION TO OROTRACHEAL" "INTUBACION NASOTRAQUEAL A OROTRAQUEAL"

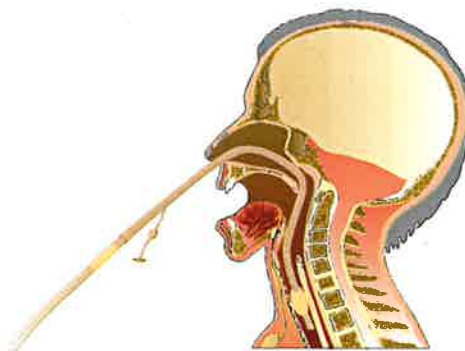
FRANCISCO HERNANDEZ ALTEMIR, M.D.

#### CONVERSION OF NASOTRACHEAL INTUBATION TO OROTRACHEAL

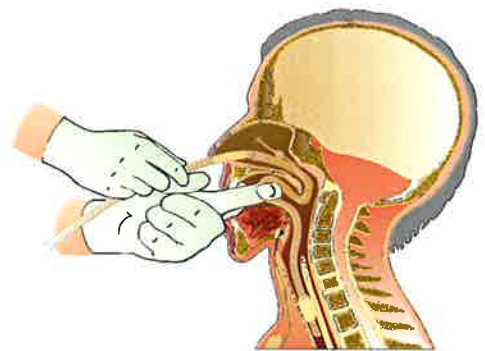
In order to avoid the inconveniences that may result from the change from nasotracheal to orotracheal intubation, we have developed a new method which improves this manoeuvre, making it unnecessary to remove the nasotracheal tube from its tracheal location to pass it to orotracheal position, and avoiding every interruption of the patient's ventilation, so as to prevent risks not always unimportant.



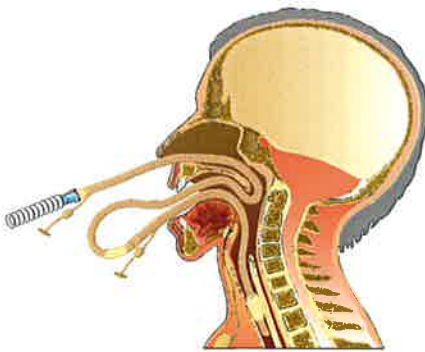
**Fig. 1 :** Conventional retronasal intubation.



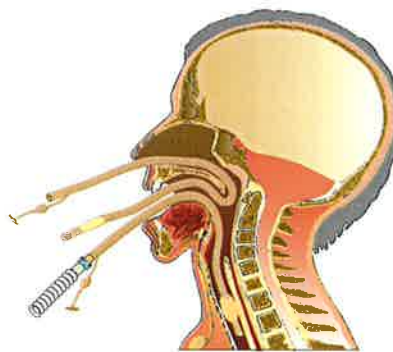
**Fig. 2 :** Attachment of the ringed catheter to the nasotracheal one.



**Fig. 3 :** Traction and pushing of the attached tubes.



**Fig. 4 :** After pulling, the nasotracheal tube is in an orotracheal position.



**Fig. 5 :** Detachment of the system, and attachment of the nasotracheal tube to the ventilation device.



**Fig. 6 :** Final stage: the nasotracheal intubation has turned to orotracheal, without interrupting at any moment the patient's ventilation.

ACKNOWLEDGEMENTS: TO THE DEPARTMENTS OF ANAESTHESIOLOGY AND REANIMATION AND INTENSIVE CARE OF THE HOSPITAL "MIGUEL SERVET" OF ZARAGOZA.

FIRST COMMUNICATION AT: SYMPOSIUM DISMANTLING AND REASSEMBLY OF THE FACIAL SKELETON-STATE OF THE ART-CASTELLANZA (VA)-NOVEMBER 26, 1994.

Under the patronage of the EUROPEAN ASSOCIATION FOR CRANIOMAXILLOFACIAL SURGERY, EUROPEAN SKULL BASE AND ITALIAN SOCIETY FOR MAXILLOFACIAL SURGERY.

**XIII CONGRESO NACIONAL DE LA SOCIEDAD ESPAÑOLA DE CIRUGIA ORAL Y MAXILOFACIAL**

**PAMPLONA-IRUÑA 29-30-31 MAYO - DONOSTIA-SAN SEBASTIAN 31 MAYO - 1-2-3 JUNIO**