

HOSPITAL "MIGUEL SERVET" OF ZARAGOZA

DEPARTMENT OF ORAL AND MAXILLOFACIAL SURGERY

HEAD OF THE DEPARTMENT
FRANCISCO HERNANDEZ ALTEMIR, M.D.

A TECHNICAL IMPROVEMENT OF ENDOTRACHEAL INTUBATION THROUGH SUBMENTAL VIA.

FRANCISCO HERNANDEZ ALTEMIR, M.D.

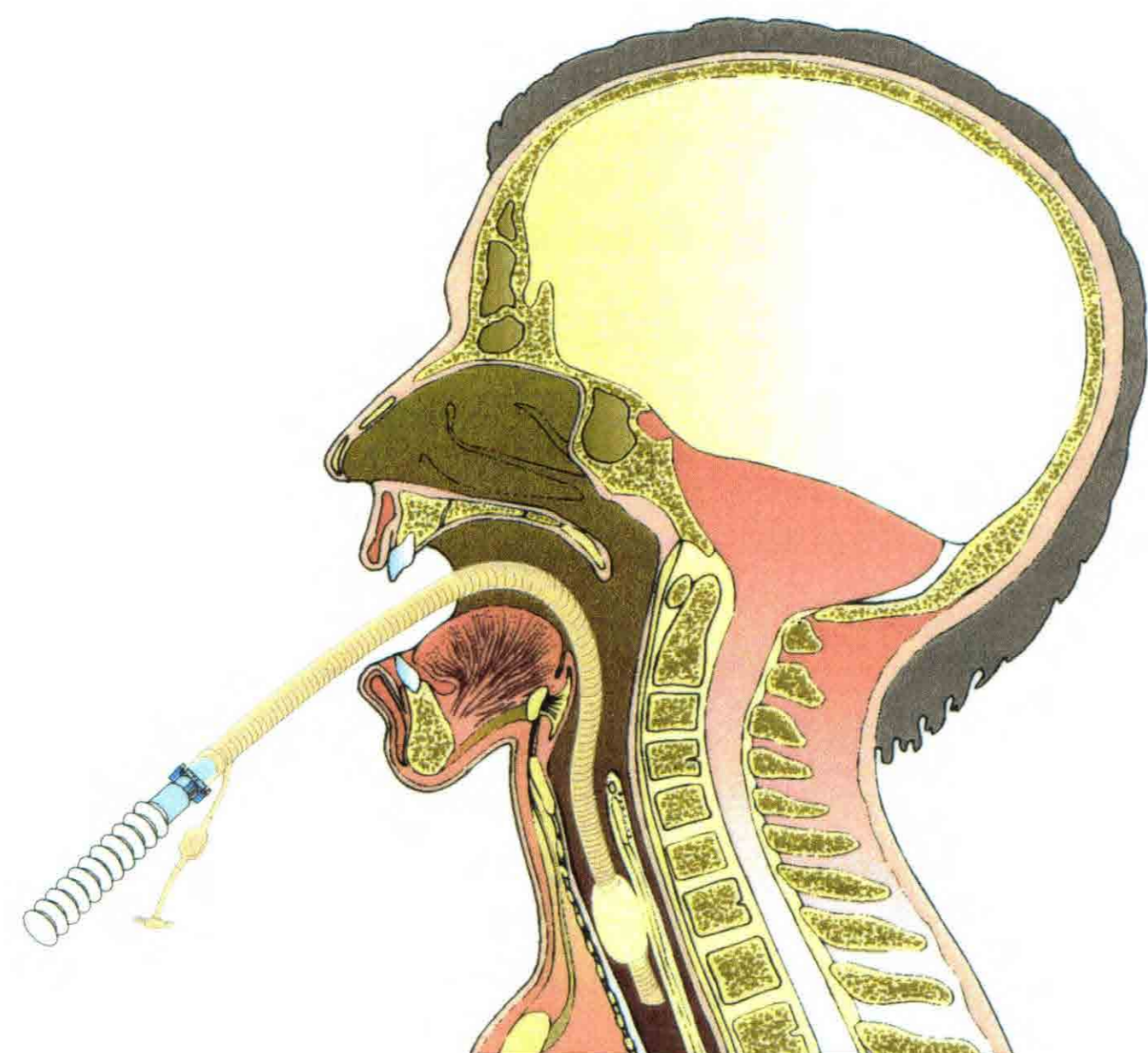


Fig. 1 : Conventional Orotracheal Intubation

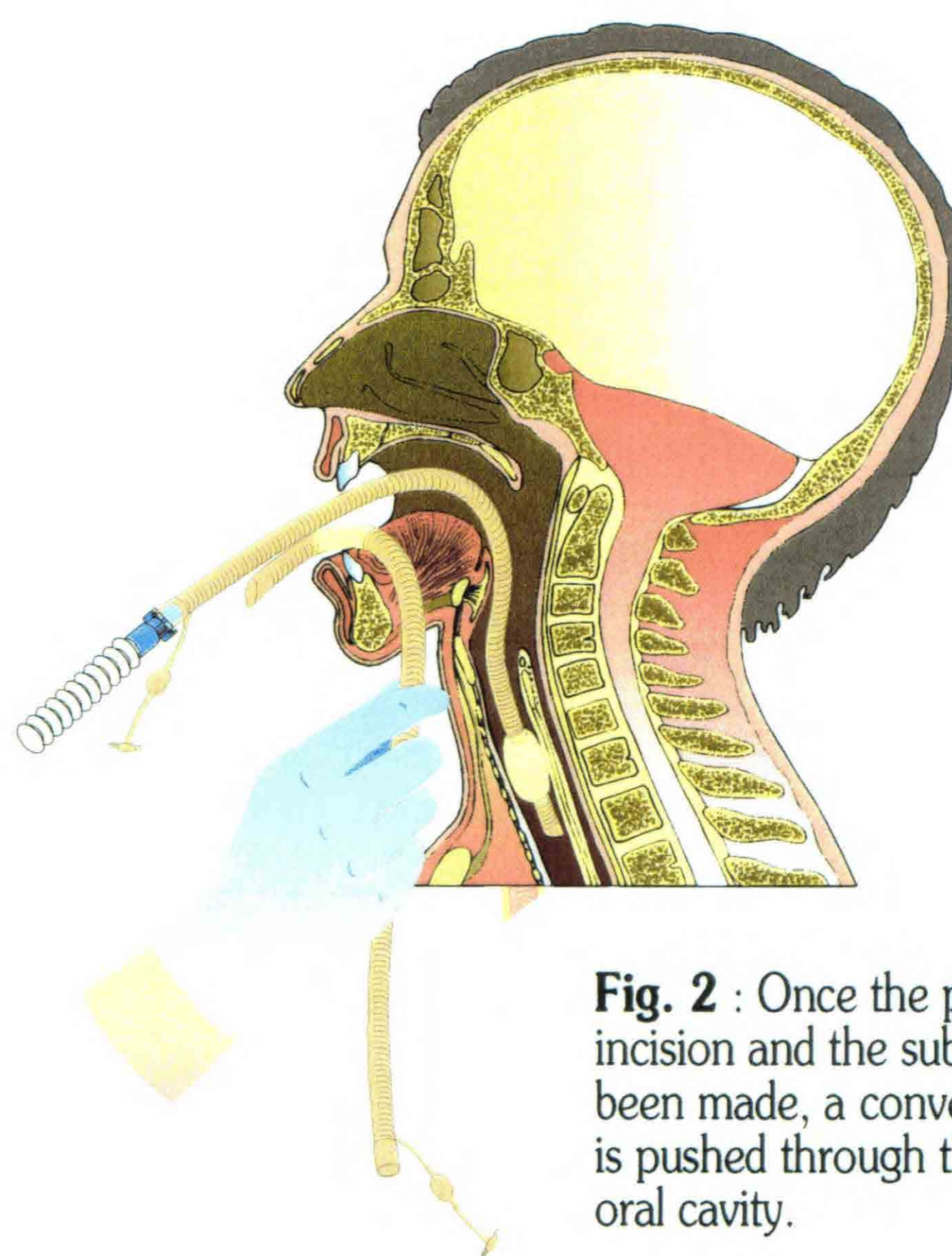


Fig. 2 : Once the paramedial submental incision and the subperiosteal tunnel have been made, a conventional ringed catheter is pushed through the incision towards the oral cavity.

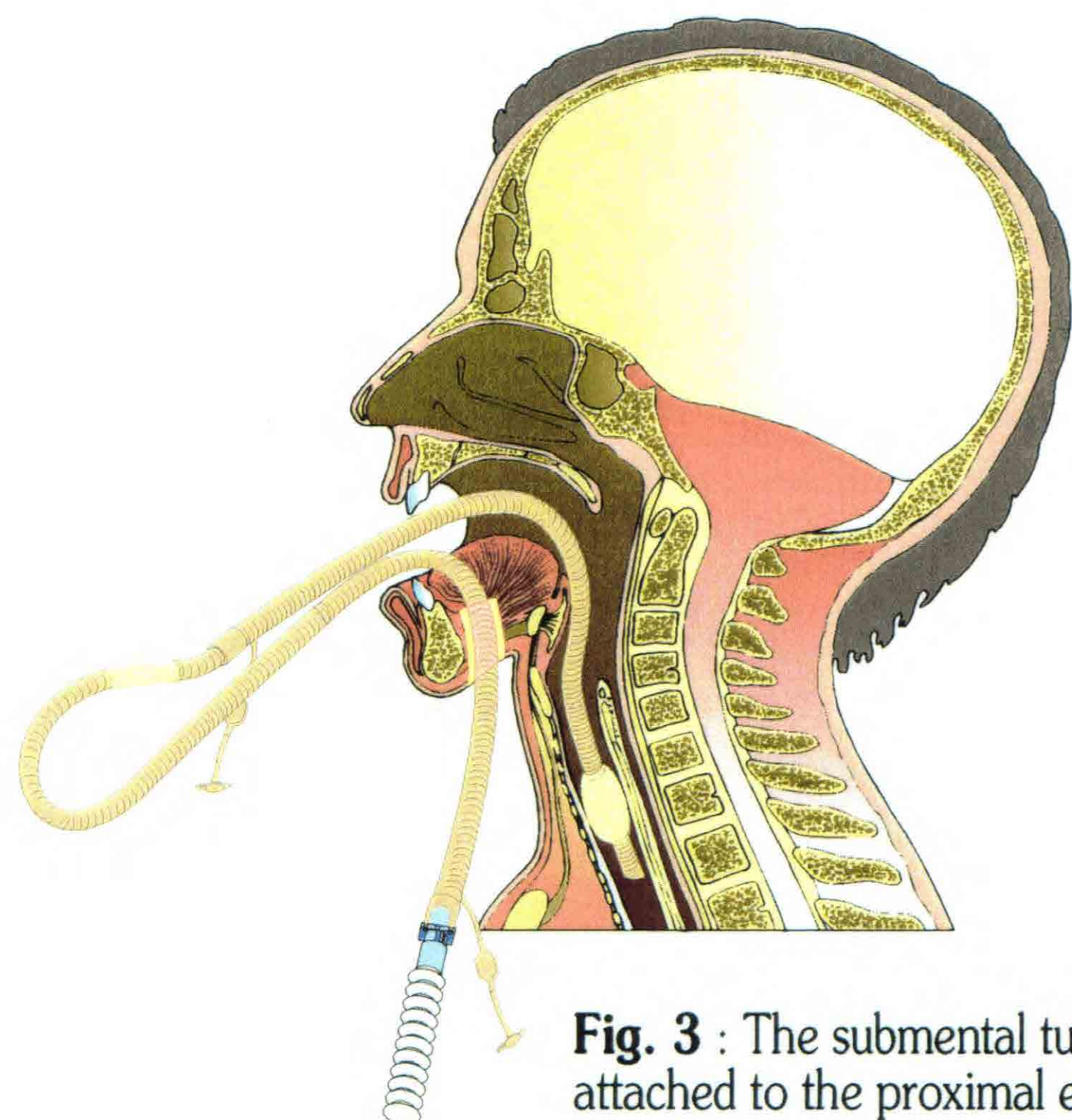


Fig. 3 : The submental tube is attached to the proximal end of the orotracheal tube.

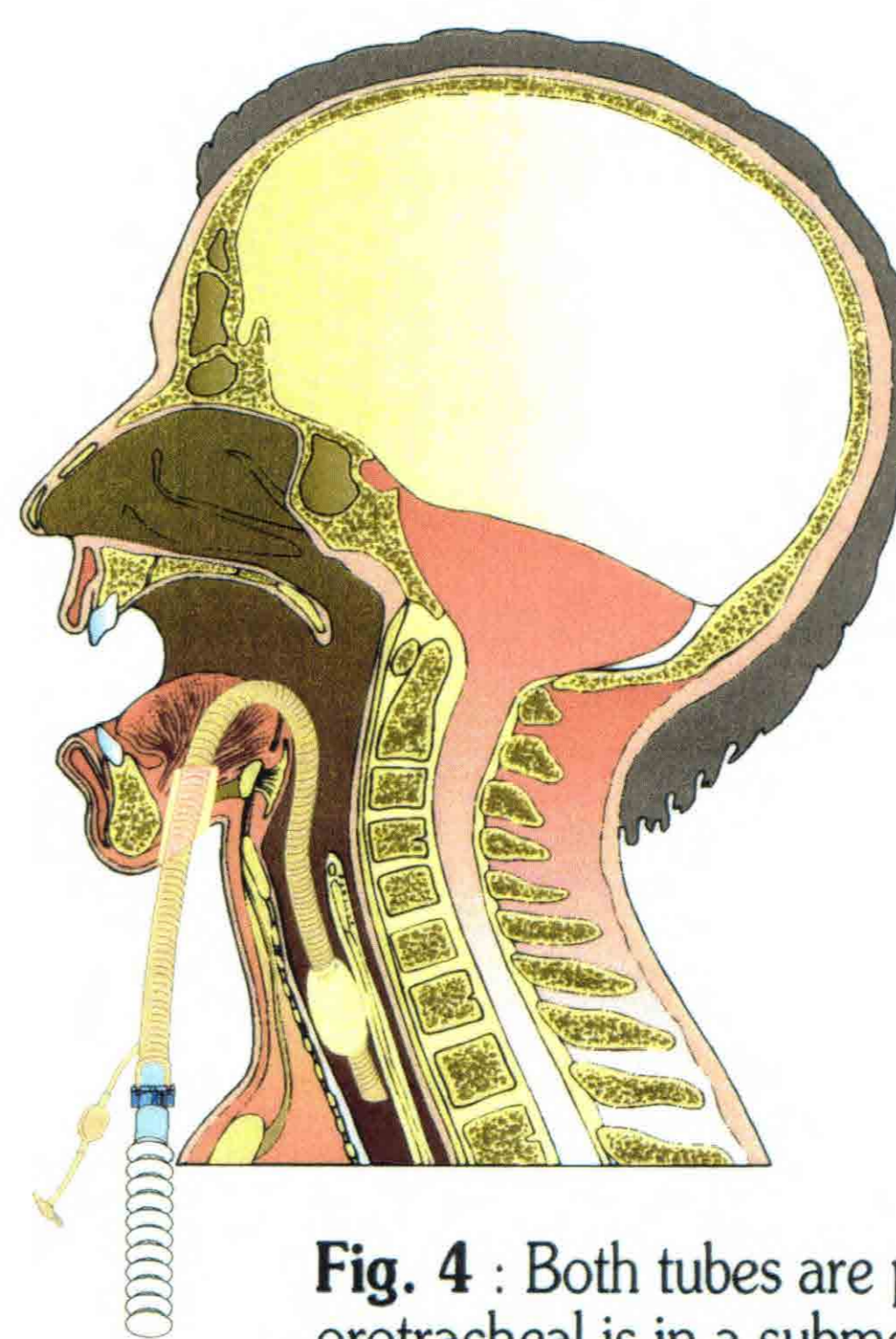


Fig. 4 : Both tubes are pulled out until the orotracheal is in a submental disposition, after which the technique is finished.

A TECHNICAL IMPROVEMENT OF ENDOTRACHEAL INTUBATION THROUGH SUBMENTAL VIA

This is a technique designed to facilitate the pass of orotracheal tube to the submental region, avoiding some of the technical inconveniencies of our previously described submental endotracheal intubation.

Advantages:

- 1) The pass of the orotracheal tube to the submental region is easier and less traumatic.
- 2) The patient is at every moment with ventilation.
- 3) It is not necessary to haste during the pass of the orotracheal tube to submental location.

Intubación endotraqueal por vía submental. Revista Iberoamericana de Cirugía Oral y Maxilofacial. Vol. 6. nº 3 -1994

ACKNOWLEDGEMENTS: TO THE DEPARTMENTS OF ANAESTHESIOLOGY AND REANIMATION AND INTENSIVE CARE OF THE HOSPITAL "MIGUEL SERVET" OF ZARAGOZA.

FIRST COMMUNICATION AT: SYMPOSIUM DISMANTLING AND REASSEMBLY OF THE FACIAL SKELETON-ESTATE OF THE ART-CASTELLANZA (VA)-NOVEMBER 26, 1994.

Under the patronage of the EUROPEAN ASSOCIATION FOR CRANIOMAXILLOFACIAL SURGERY, EUROPEAN SKULL BASE AND ITALIAN SOCIETY FOR MAXILLOFACIAL SURGERY.

XIII CONGRESO NACIONAL DE LA SOCIEDAD ESPAÑOLA DE CIRUGIA ORAL Y MAXILOFACIAL
PAMPLONA-IRUÑA 29-30-31 MAYO - DONOSTIA-SAN SEBASTIAN 31 MAYO - 1-2-3 JUNIO 1995
THE XIV CONGRESS OF EUROPEAN ASSOCIATION FOR CRANIO-MAXILLOFACIAL SURGERY.
HELSINKI 1-5 SEPTEMBER 1998